



District Report Card: 2017


State: Assam	District: Dibrugarh
Class: 3	Subject: Language
Schools: 60	Students: 940


Participation/Coverage


Students

<div>GENDER</div> <div></div>	Boys		Girls	
	Number	%	Number	%
	452	48.09	488	51.91

<div>AREA</div> <div></div>	Rural		Urban	
	Number	%	Number	%
	783	83.30	157	16.70

<div>CATEGORY</div> <div></div>	SC		ST		OBC		GEN	
	Number	%	Number	%	Number	%	Number	%
	30	3.19	45	4.79	811	86.28	54	5.74

<div>CWSN</div> <div></div>	LD	VI	HI	S&LD	ID	Oth
	0	0	0	0	0	0

<div>Management</div> <div></div>	Government		Government-aided	
	Number	%	Number	%
	767	81.60	173	18.40

Average Performance of Students in Language (%)

Overall	Gender		Area		Management		Social Group			
	Male	Female	Rural	Urban	Govt.	Aided	SC	ST	OBC	GEN
66.07	66.98	65.23	67.24	60.25	66.39	64.66	64.67	66.52	65.33	77.53

Performance on Learning Outcomes (LOs)

Learning Outcomes	Description	Average Performance(%)
L304	Reads small texts with comprehension i.e., identifies main ideas, details, sequence and draws conclusions	67.74
L312	Reads printed scripts on the classroom walls: poems, posters, charts etc.	62.72

Range of Performance of Students who Answered Correctly							
Below 30%		30% - 50%		50% - 75%		Above 75%	
Number	%	Number	%	Number	%	Number	%
87	9.26	164	17.45	303	32.23	386	41.06

Lowest Performing Learning Outcomes (LOs)

1 - Reads printed scripts on the classroom walls: poems, posters, charts etc. (62.72)

2 - Reads small texts with comprehension i.e., identifies main ideas, details, sequence and draws conclusions (67.74)